



For more information, please visit
www.michelin.de or contact
Michelin Reifenwerke AG & Co.
KGaA, Michelinstrasse 4,
D-76185 Karlsruhe.

Tel.: 01802 11 11 20 (calls cost
0.06 euros/min from the T-Com
fixed network; rates may vary
if dialling from a mobile phone).

Austria Tel.:
00800 1111120 (free);
Switzerland Tel.:
00800 22 11120 (free)



Porsche, 911, Boxster, Targa,
Carrera, Cayenne and the
Porsche Crest are registered
trademarks of
Dr. Ing. h.c. F. Porsche AG
Porscheplatz 1
D-70435 Stuttgart
www.porsche.com

Edition: 08/09
Printed in Germany



Porsche and Michelin
Dynamics, performance, safety

The secret of continuing success is to keep your feet firmly on the ground.

There are two ways of dealing with success. You can either sit back and enjoy it, or simply reflect on it immediately afterwards and then move on – to the next successful project. The latter has been the philosophy of both Michelin and Porsche from the start. Passion

combined with a meticulous approach and continual advancements make Michelin the leading developer of high-performance tyres – and Porsche the sportscar brand that it is today. Together, therefore, they form a stellar partnership.


Porsche and Michelin have been working hand-in-hand since 1961 and can also look back on a successful 30-year partnership in the field of motorsport. Being in action on the world's toughest race tracks has led to exemplary technology transfer. Experiences gained on the

race track find their way into every Porsche production vehicle.

At Weissach, Porsche is working together with Michelin on the development of special tyres that not only increase performance, but also enhance safety and reduce fuel

consumption. Individually, for every Porsche model. From the all-season/low rolling-resistance tyre right through to the high-performance racing tyre, the same result is achieved: tyres that form one single unit with the vehicle.

MICHELIN tyres enhance the performance and efficiency you expect from a Porsche. So the best way that you can be prepared for the future today is with Michelin. The most important link between your Porsche and the road.



**Reduce your fuel consumption.
Not your driving pleasure.**

A joy shared is a joy doubled. That applies especially to the collaborative tyre development work undertaken by Michelin and Porsche. And ultimately to you too.

Michelin offers you tyres that have been developed to meet the specific requirements of each Porsche model.

Custom-engineered, you might say. And with the typical 'N' designation stipulated by Porsche.

Whether it be for a thoroughbred sports car such as the 911, an SUV such as the Cayenne, or a Gran Turismo such as the new Panamera, Porsche and Michelin

create the optimum conditions for superb dynamic performance combined with a high degree of safety and fuel economy.

How all this theory translates into practice is abundantly clear. For exceptional sporty performance, there's the MICHELIN Pilot Sport

PS2. When sporty performance is required in abundance, such as out on the circuit, the MICHELIN Pilot Sport Cup is the tyre of choice.

We also have a solution for the special requirements that winter weather imposes: the MICHELIN Pilot Alpin PA3 which offers outstanding levels of grip.

In short, MICHELIN tyres and Porsche vehicles are made for each other. Just like you and your Porsche.



MICHELIN® Pilot® Sport PS2™



MICHELIN® Pilot® Sport Cup



MICHELIN® Latitude® Tour HP



MICHELIN® Latitude® Sport

MICHELIN tyres for your Porsche.

Model	Approved MICHELIN tyre
Summer tyres	
Panamera S, Panamera 4S,	Front: 255/45 ZR 19 Pilot Sport PS2 NO
Panamera Turbo	Rear: 285/40 ZR 19 Pilot Sport PS2 NO
	Front: 255/40 ZR 20 Pilot Sport PS2 NO
	Rear: 295/35 ZR 20 Pilot Sport PS2 NO
Winter tyres	
Panamera S, Panamera 4S,	Front: 255/45 R 19 Pilot Alpin PA3 NO
Panamera Turbo	Rear: 285/40 R 19 Pilot Alpin PA3 NO

Model	Approved MICHELIN tyre
Summer tyres	
911 Carrera, 911 Carrera S	Front: 235/40 ZR 18 Pilot Sport PS2 N4 Rear: 265/40 ZR 18 Pilot Sport PS2 N4
911 Carrera 4, 911 Carrera 4S	Front: 235/40 ZR 18 Pilot Sport PS2 N4 Front: 295/35 ZR 18 Pilot Sport PS2 N4
911 Carrera, 911 Carrera S	Front: 235/35 ZR 19 Pilot Sport PS2 N1 Rear: 295/30 ZR 19 Pilot Sport PS2 N1
911 Carrera, 911 Carrera S	Front: 235/35 ZR 19 Pilot Sport PS2 N2* Rear: 295/30 ZR 19 Pilot Sport PS2 N2*
911 Carrera 4, 911 Carrera 4S,	Front: 235/35 ZR 19 Pilot Sport PS2 N1
911 Turbo	Rear: 305/30 ZR 19 Pilot Sport PS2 N1 Front: 235/35 ZR 19 Pilot Sport PS2 N2* Rear: 305/30 ZR 19 Pilot Sport PS2 N2*
997 (alle)	Front: 235/35 ZR 19 Pilot Sport Cup N0 Rear: 305/30 ZR 19 Pilot Sport Cup N0

**please
translate**


To identify the correct tyre specifications for your Porsche, please contact your Porsche Centre.

The 'N' designation (N0, N1, N2, N3) quoted in the size specifications is additional information stipulated by Porsche and indicates that the respective tyre has been exclusively developed for the corresponding Porsche model.


Model	Approved MICHELIN tyre
911 GT3, 911 GT3 RS	Front: 235/35 ZR 19 Pilot Sport Cup + N Rear: 305/30 ZR 19 Pilot Sport Cup + N
911 GT2	Front: 235/35 ZR 19 Pilot Sport Cup N0 Rear: 325/30 ZR 19 Pilot Sport Cup N0
Winter tyres	
911 Carrera 4, 911 Carrera 4S,	Front: 235/40 R 18 Pilot Alpin PA2 N1
911 Turbo	Rear: 295/35 R 18 Pilot Alpin PA2 N1
Carrera, Carrera S	Front: 235/40 R 18 Pilot Alpin PA2 N2 Rear: 265/40 R 18 Pilot Alpin PA2 N2

Model	Approved MICHELIN tyre
Summer tyres	
Boxster	Front: 205/55 ZR 17 Pilot Sport PS2 N1 Rear: 235/50 ZR 17 Pilot Sport PS2 N1
Boxster, Boxster S	Front: 235/40 ZR 18 Pilot Sport PS2 N4 Rear: 265/40 ZR 18 Pilot Sport PS2 N4
Boxster, Boxster S	Front: 235/35 ZR 19 Pilot Sport PS2 N2 Rear: 265/35 ZR 19 Pilot Sport PS2 N2
Winter tyres	
Boxster	Front: 235/40 R 18 Pilot Alpin PA2 N2 Rear: 255/40 R 18 Pilot Alpin PA2 N2

Cayman

	Model	Approved MICHELIN tyre
	Summer tyres	
	Cayman	Front: 205/55 ZR 17 Pilot Sport PS2 N1 Rear: 235/50 ZR 17 Pilot Sport PS2 N1
	Cayman, Cayman S	Front: 235/40 ZR 18 Pilot Sport PS2 N4 Rear: 265/40 ZR 18 Pilot Sport PS2 N4
	Cayman, Cayman S	Front: 235/35 ZR 19 Pilot Sport PS2 N2 Rear: 265/35 ZR 19 Pilot Sport PS2 N2
	Winter tyres	
	Cayman	Front: 235/40 R 18 Pilot Alpin PA2 N2 Rear: 255/40 R 18 Pilot Alpin PA2 N2

Cayenne


 <div>please translate</div>	Model	Approved MICHELIN tyre
	Summer tyres	
	Alle Cayenne Modelle	235/65 R 17 4x4 Diamaris N0 255/55 R 18 Latitude Sport N0 255/55 R 18 Latitude Tour HP N0 275/45 R 19 Latitude Sport N0 275/45 R 19 Latitude Tour HP N0 275/40 R 20 4x4 Diamaris N1 295/35 R 21 Latitude Sport N0
	Winter tyres	
	Alle Cayenne Modelle	255/55 R 18 Latitude Alpin HP N0

Carrera GT


	Model	Approved MICHELIN tyre
	Carrera GT	Front: 265/35 ZR 19 Pilot Sport N2 Rear: 335/30 ZR 20 Pilot Sport N2

To identify the correct tyre specifications for your Porsche, please contact your Porsche Centre.
The 'N' designation (N0, N1, N2, N3) quoted in the size specifications is additional information stipulated by Porsche and indicates that the respective tyre has been exclusively developed for the corresponding Porsche model.


911 Carrera (Typ 996)

	Model	Approved MICHELIN tyre
	Summer tyres	
	911 Carrera, 911 Carrera 4	Front: 205/50 ZR 17 Pilot Sport PS2 N3 Rear: 255/40 ZR 17 Pilot Sport PS2 N3
		Front: 225/40 ZR 18 Pilot Sport PS2 N3 Rear: 285/30 ZR 18 Pilot Sport PS2 N3
	911 Carrera, 911 Carrera 4	Front: 225/40 ZR 18 Pilot Sport PS2 N3
	911 Carrera 4S	Rear: 295/30 ZR 18 Pilot Sport PS2 N3
	911 Turbo	Front: 225/40 ZR 18 Pilot Sport PS2 N3 Rear: 295/30 ZR 18 Pilot Sport PS2 N3
	911 GT3	Front: 235/40 ZR 18 Pilot Sport PS2 N4 Rear: 295/30 ZR 18 Pilot Sport PS2 N4
	911 GT2	Front: 235/40 ZR 18 Pilot Sport PS2 N4 Rear: 315/30 ZR 18 Pilot Sport PS2 N4


Boxster (1986)

	Model	Approved MICHELIN tyre
	Summer tyres	
	Boxster	Front: 205/55 ZR 16 Pilot Exalto PE2 N0 Rear: 225/50 ZR 16 Pilot Exalto PE2 N0
	Boxster	Front: 205/50 ZR 17 Pilot Sport PS2 N3
	Boxster S	Rear: 255/40 ZR 17 Pilot Sport PS2 N3
		Front: 225/40 ZR 18 Pilot Sport N1 Rear: 265/35 ZR 18 Pilot Sport N1

911 Carrera (Typ 993)

	Model	Model Year	Approved MICHELIN tyre
	Summer tyres		
	993 Carrera	1994–1998	Front: 205/50 ZR 17 Pilot Sport PS2 N3
	993 Carrera RS	1995–1996	Rear: 255/40 ZR 17 Pilot Sport PS2 N3
	993 Carrera S	1997–1998	
	993 Turbo		Front: 225/40 ZR 18 Pilot Sport PS2 N3
	993 Carrera S		Rear: 285/30 ZR 18 Pilot Sport PS2 N3
	993 Carrera 4S		
	993 Turbo Look		

911 Carrera (Typ 964)

 <div>please translate</div>	Model	Model Year	Approved MICHELIN tyre
	Summer tyres		
	Alle 964 Modelle		Front: 205/55 ZR 16 Pilot Exalto PE2 N0 Rear: 225/50 ZR 16 Pilot Exalto PE2 N0
			Front: 205/50 ZR 17 Pilot Sport PS2 N3 Rear: 255/40 ZR 17 Pilot Sport PS2 N3
	964 Turbo		Front: 225/40 ZR 18 Pilot Sport PS2 N3 Rear: 265/35 ZR 18 Pilot Sport PS2 N3

To identify the correct tyre specifications for your Porsche, please contact your Porsche Centre.
The 'N' designation (N0, N1, N2, N3) quoted in the size specifications is additional information stipulated by Porsche and indicates that the respective tyre has been exclusively developed for the corresponding Porsche model.

911 Carrera (Typ 930)



please
translate

Model	Model Year	Approved MICHELIN tyre
Summer tyres		
Alle 911 Modelle		Front: 205/55 ZR 16 Pilot Exalto PE2 N0 Rear: 205/55 ZR 16 Pilot Exalto PE2 N0
Alle 911 Modelle	1984–1989	Front: 205/55 ZR 16 Pilot Exalto PE2 N0
911 Turbo	1975–1980	Rear: 225/50 ZR 16 Pilot Exalto PE2 N0
911 Turbo	1981–1986	
911 Turbo	1987–1989	
911 Carrera 'Turbo look'	1986–1986	
911 Carrera 'Turbo look'	1987–1989	

928



Model	Model Year	Approved MICHELIN tyre
Summer tyres		
928 GT	1978–1982	Front: 225/50 ZR 16 Pilot Exalto PE2 N0
928 GTS	1980–1986	Rear: 225/50 ZR 16 Pilot Exalto PE2 N0
928 S4		Front: 225/45 ZR 17 Pilot Sport PS2 N3
928 CS		Rear: 255/40 ZR 17 Pilot Sport PS2 N3
928 GT	1989	
928 GTS		

968



please
translate

Model	Model Year	Approved MICHELIN tyre
Summer tyres		
Alle 968 Modelle		Front: 225/45 ZR 17 Pilot Sport PS2 N3 Rear: 255/40 ZR 17 Pilot Sport PS2 N3

924



Model	Model Year	Approved MICHELIN tyre
Summer tyres		
924 Turbo	1979–1982	Front: 205/55 ZR 16 Pilot Exalto PE2 N0
924 S	1986–1988	Rear: 205/55 ZR 16 Pilot Exalto PE2 N0

944



Model	Model Year	Approved MICHELIN tyre
944	1982–1986	Front: 205/55 ZR 16 Pilot Exalto PE2 N0 Rear: 205/55 ZR 16 Pilot Exalto PE2 N0
944	1982–1986	Front: 205/55 ZR 16 Pilot Exalto PE2 N0
944 Turbo	1985–1986	Rear: 225/50 ZR 16 Pilot Exalto PE2 N0
944 S	1987–1989	Front: 225/45 ZR 17 Pilot Sport PS2 N3
944 S2	1989–1991	Rear: 255/40 ZR 17 Pilot Sport PS2 N3
944 Turbo S	1987–1991	

To identify the correct tyre specifications for your Porsche, please contact your Porsche Centre.
The 'N' designation (N0, N1, N2, N3) quoted in the size specifications is additional information stipulated by Porsche and indicates that the respective tyre has been exclusively developed for the corresponding Porsche model.



**First go right to the limits, then out comes the champagne.
That's a characteristic of a real partnership.**

A good relationship is characterised by mutual encouragement and inspiration. Only together can exceptional performance be achieved. Michelin is currently supplying the tyres for the 911 GT3 Cup cars in

both the Porsche Mobil 1 Supercup and the international Carrera Cups. Most 911 GT3 RSR and 911 GT3 Cup S Teams rely on Michelin tyres for the LMS, ALMS and the FIA GT championship.

And, of course, Porsche and Michelin will join to face different challenges in the future. For more success – together.